

Gender



68%

32%



TOP 3 preferences for continuing education



1. Local Conferences/Seminars
2. Online/Webinars
3. International Conference

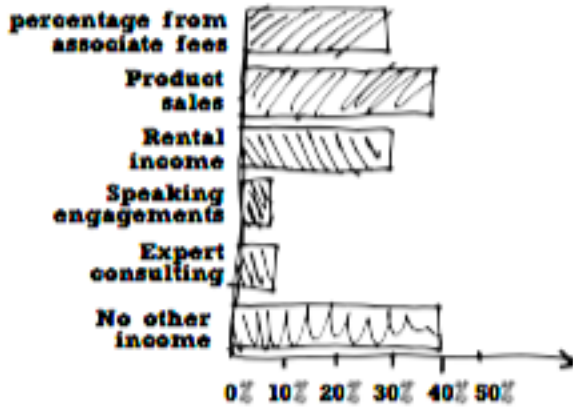
58%
income increased in 2016 compared to 2015

15%
income decreased in 2016 compared to 2015

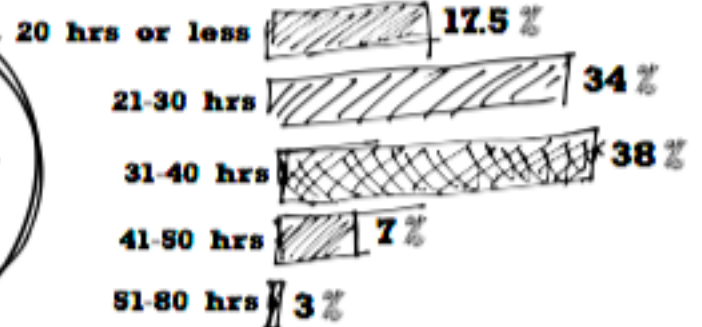
27%
income stayed the same in 2016 compared to 2015



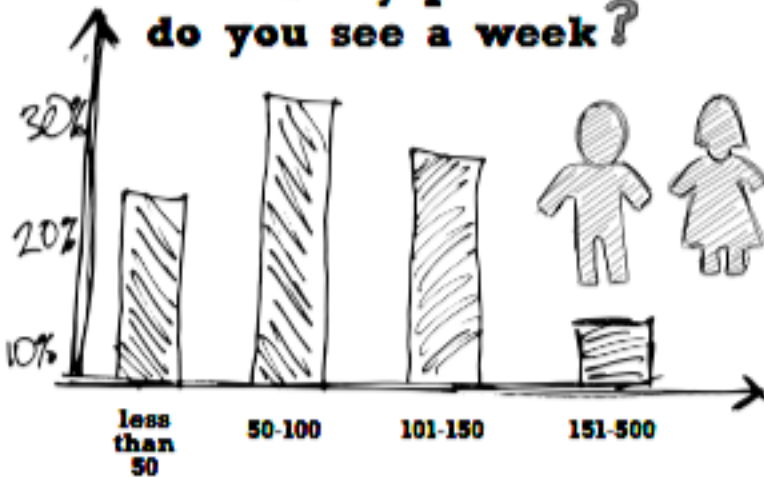
Other sources of income



Hours you spend in clinical practice



How many patients do you see a week?



Biggest Challenges

- Low trust = 19%
- Too many chiropractors = 13%
- High cost of running practice = 13%
- Lack of interprofessional collaboration = 13%
- Bad PR/public perception = 11%



Are you in favour of the move to expand the chiropractic scope of practice to include limited prescription rights?

Yes **No** **Not Sure**

47% **37%** **15%**

What is your age?

